


# LIGHT




—  
—  
—

--	--	--	--

L




LIGHT





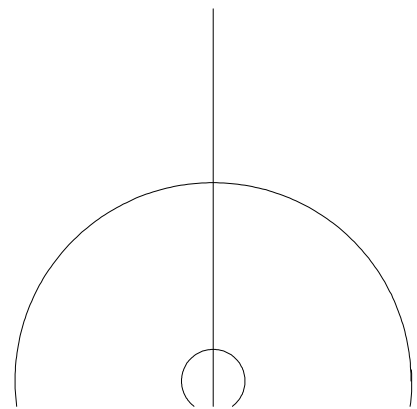
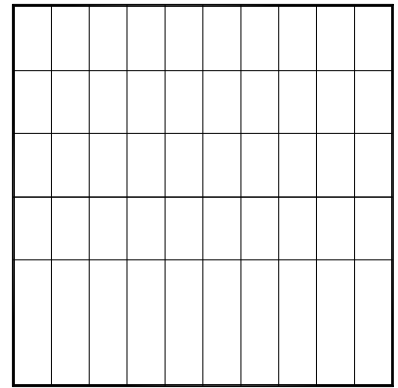

LIGHT



--	--	--	--



# LIGHT





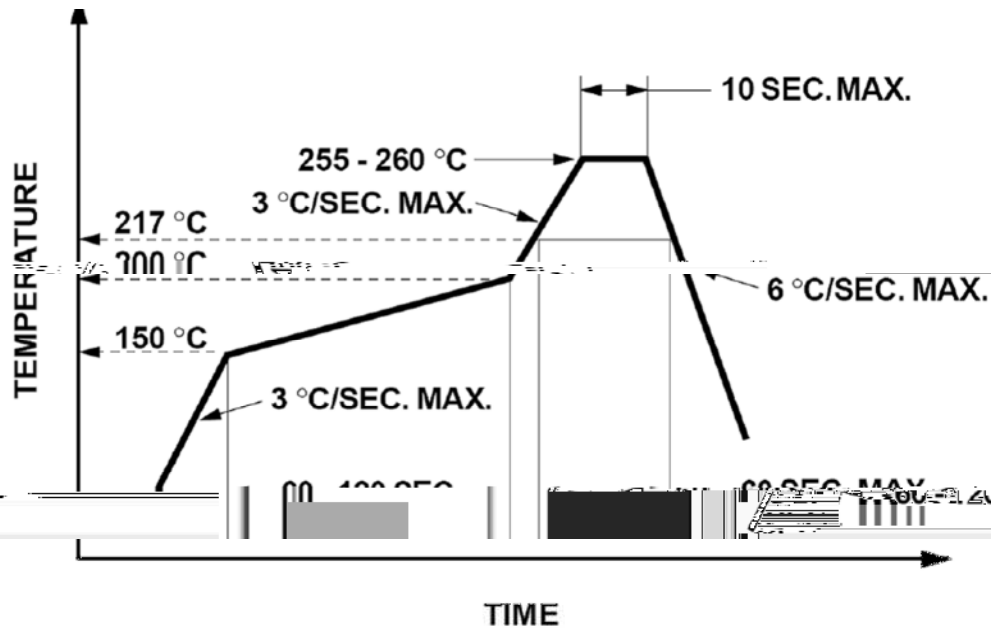


## Carrier Tape Specifications

## Moisture Resistant Packaging

--	--	--	--

## Suggest IR Reflow Condition For Lead Free



1. Reflow soldering should not be done more than two times.
2. When soldering, do not put stress on the LEDs during heating.

## Soldering iron

1. When hand soldering, the temperature of the iron must less than 300 °C for 3 seconds.
2. The hand solder should be done only once.

## Repairing

Repair should not be done after the LEDs have been soldered. When repairing is unavoidable, a double-head soldering iron should be used (as below figure). It should be confirmed beforehand whether the characteristics of LEDs will or will not be damaged by repairing.

