

SL-T4234IRC150-L340-2PIN

DATA SHEET

SPEC. NO. : SZ19121601
DATE : 2019/12/28
REV. : A/1

Approved By:

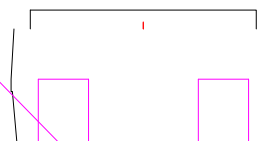
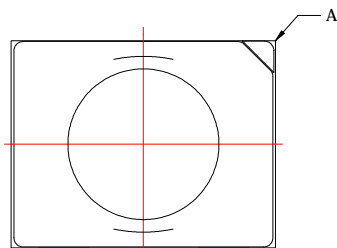
Checked By:

Prepared By:


Features

- Pb free product—RoHS compliant
- Low power consumption, High efficiency
- Reliable and rugged
- Long life – solid state reliability
- Radiant angle: 20°

Package Dimension




Note:
A: Nick Mark



Part NO.	Chip Material	Lens Color
SL-T4234IRC150-L340-2PIN	AlGaAs/Si	Water Clear

Notes:

1. All dimensions are in millimeters.
2. Tolerance is $\pm 0.10\text{mm}$ unless otherwise noted
3. Specifications are subject to change without notice.

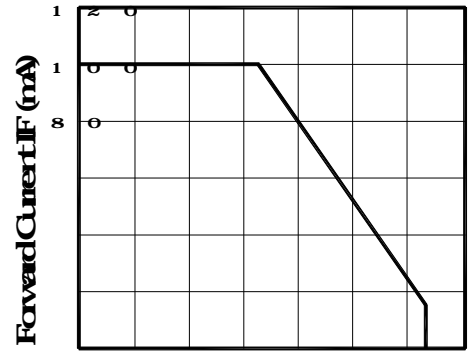





Typical Electrical / Optical Characteristics Curves


(25 Ambient Temperature Unless Otherwise Noted)

Fig. 1 Spectral Radiance vs. Ambient Temperature



Wavelength Ambient Temperature

Fig. 3 Forward Voltage vs. Ambient Temperature



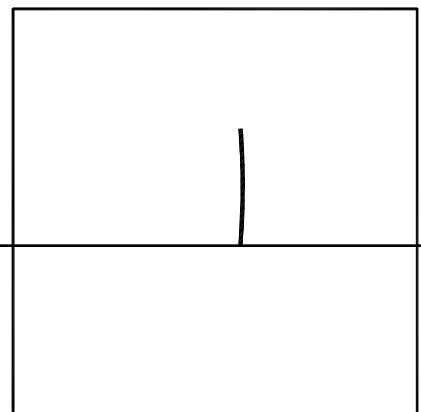
Relative Radiant Intensity @ IF=50mA

Forward Voltage Ambient Temperature

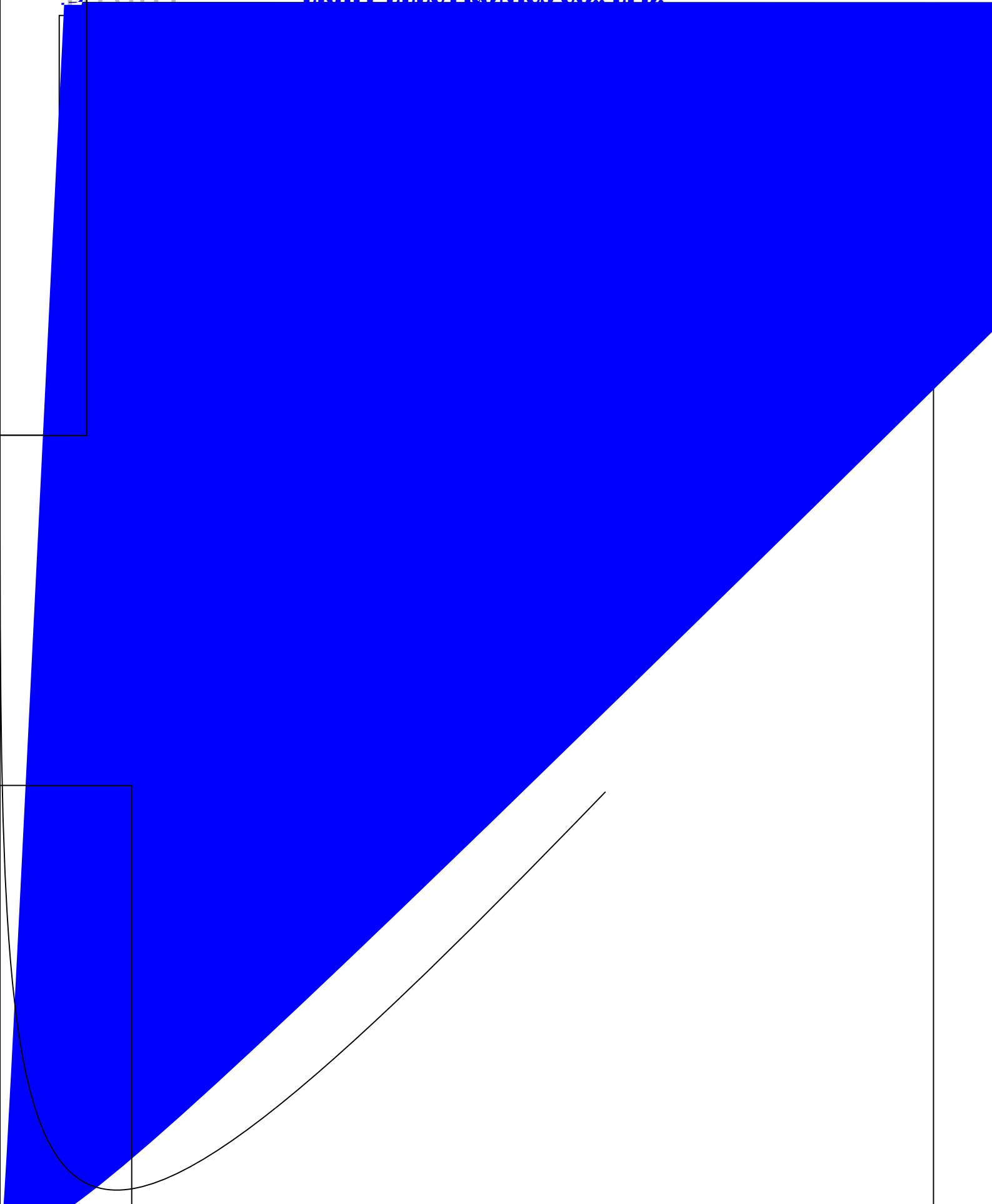
Fig. 5 Relative Radiant Intensity vs. Forward Current

Relative Radiant Intensity IF=50mA

Relative Radiant Intensity

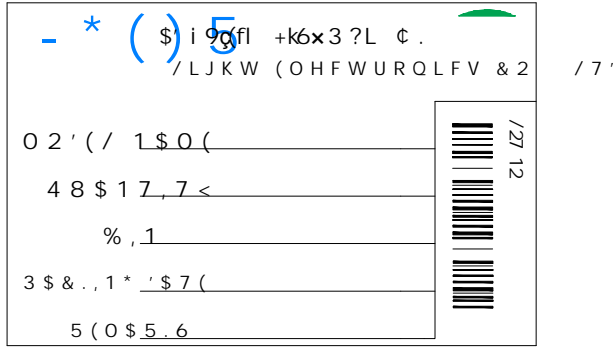


Forward Current



Label Explanation

LIGHT Universal Label



- * (\$) i 99fl +k6x3 ?L ¢ .
 /LJKW (OHFWURQLFV & 2 / 7 '

0 2 ' (/ 1 \$. 0 (_____
 4 8 \$ 1 7 , 7 < _____
 % , 1 _____
 3 \$ & . , 1 * ' \$ 7 (_____
 5 (0 \$ 5 . 6 _____

/ 21 12
 / 7 '

Customer Defined Label

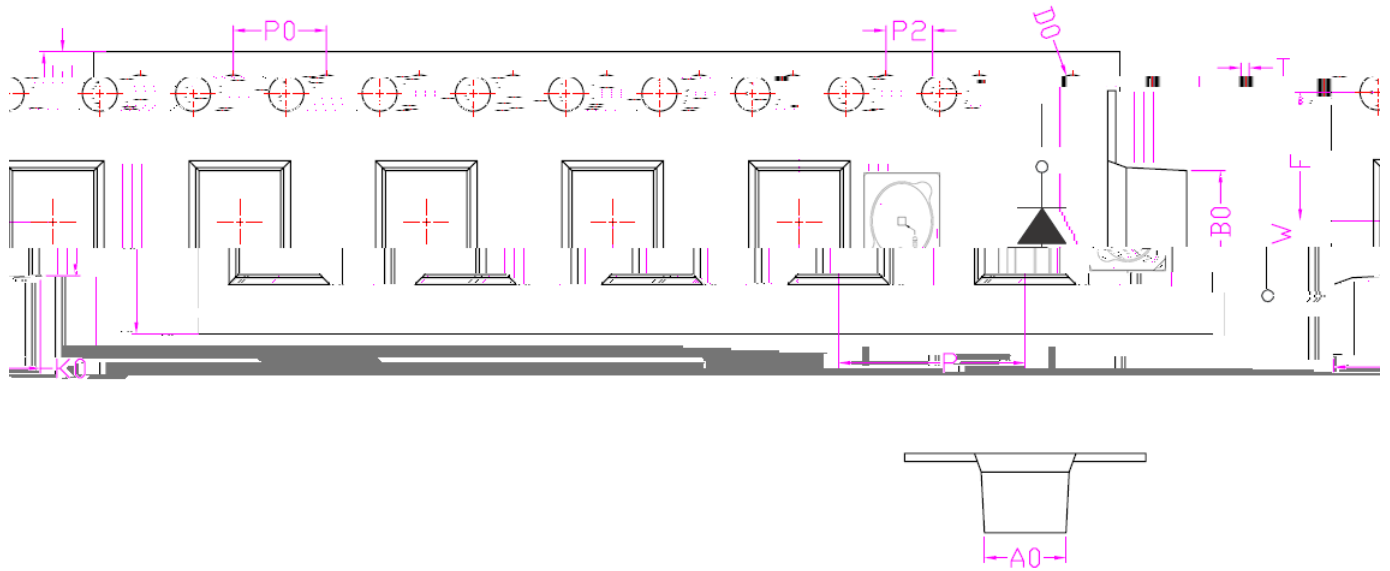


Ÿ ÷ ` -
 f H
 1 4Ÿ
 ; > ß U
 Ø m ~ -



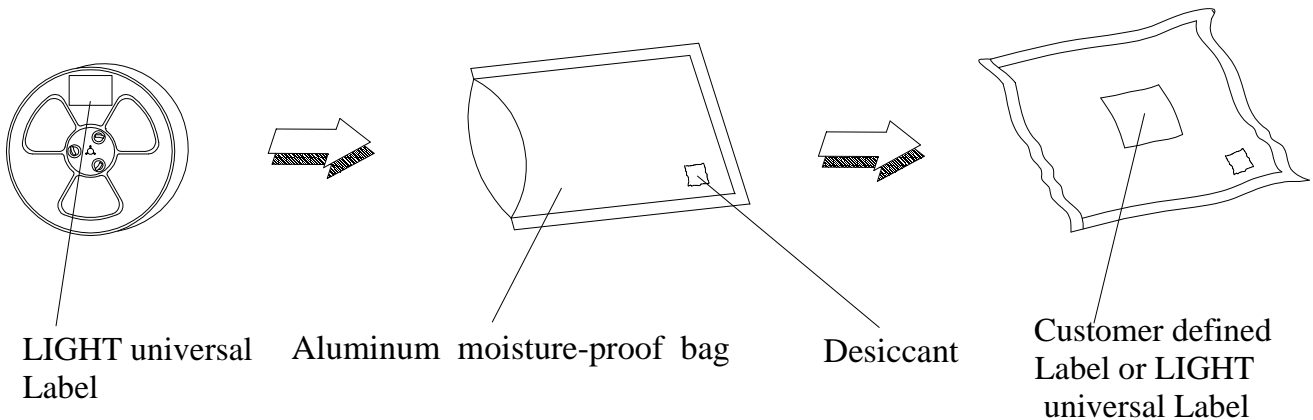
Carrier Tape Specifications (Loaded Quantity: 2200pcs/reel)

ITEM	W	A0	B0	K0	E	F	D0	P	P0	P2	T
DIM	12.00	3.50	4.40	3.40	1.75	5.50	1.50	8.00	4.00	2.00	0.35
TOLE	+0.30 -0.30	+0.10 -0.10	+0.10 -0.10	+0.10 -0.10	+0.10 -0.10	+0.10 -0.10	+0.15 -0.15	+0.10 -0.10	+0.10 -0.10	+0.10 -0.10	+0.05 -0.05

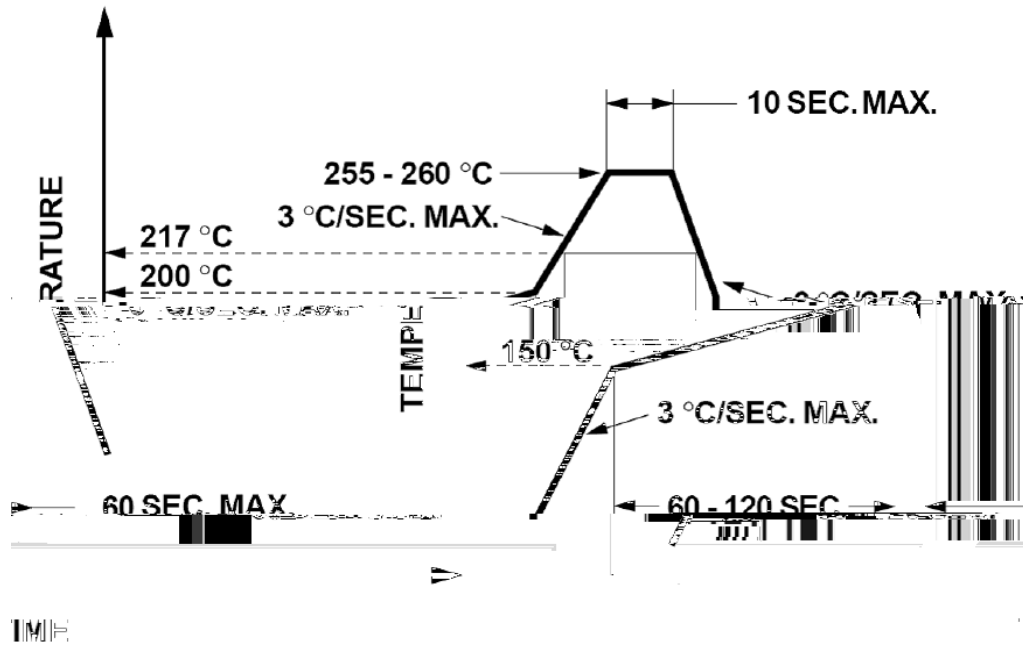


Note: Tolerance unless mentioned is ± 0.1 mm; Unit = mm

Moisture Resistant Packaging



Suggest IR Reflow Condition For Lead Free



1. Reflow soldering should not be done more than two times.
2. When soldering, do not put stress on the LEDs during heating.

Soldering iron

1. When hand soldering, the temperature of the iron must less than 300 for 3 seconds.
2. The hand solder should be done only onc9 1.19-250-250369 1.19(y)-2296 T Q .