







### Electrical Optical Characteristics at Ta=25


**Note:**

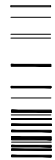


**Radiant Intensity Bin Code (IF=50mA)**

<b>BIN CODE</b>	<b>Min. (mW/sr)</b>	<b>Max. (mW/sr)</b>
<b>31</b>	21	26
<b>32</b>	26	31
<b>33</b>	31	37
<b>34</b>	37	44
<b>35</b>	44	53

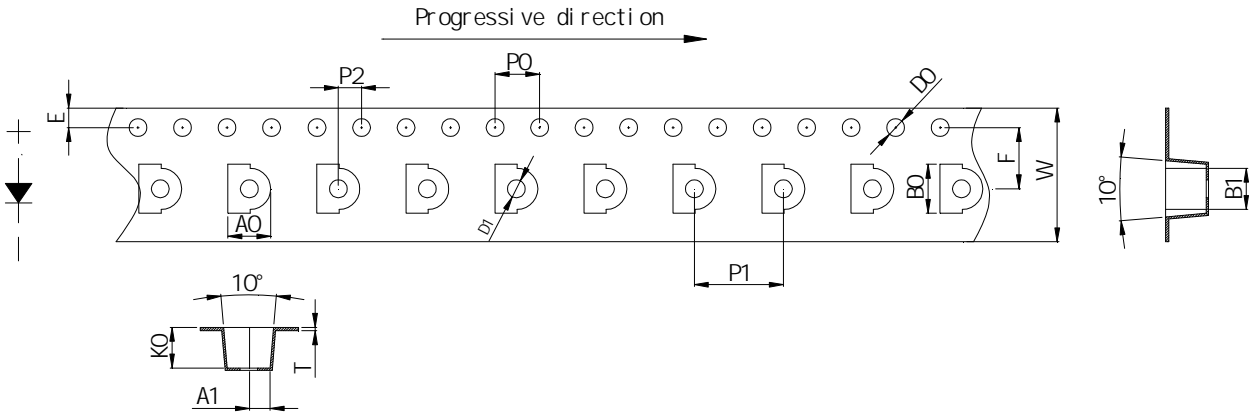
**NOTE**

## Label Explanation



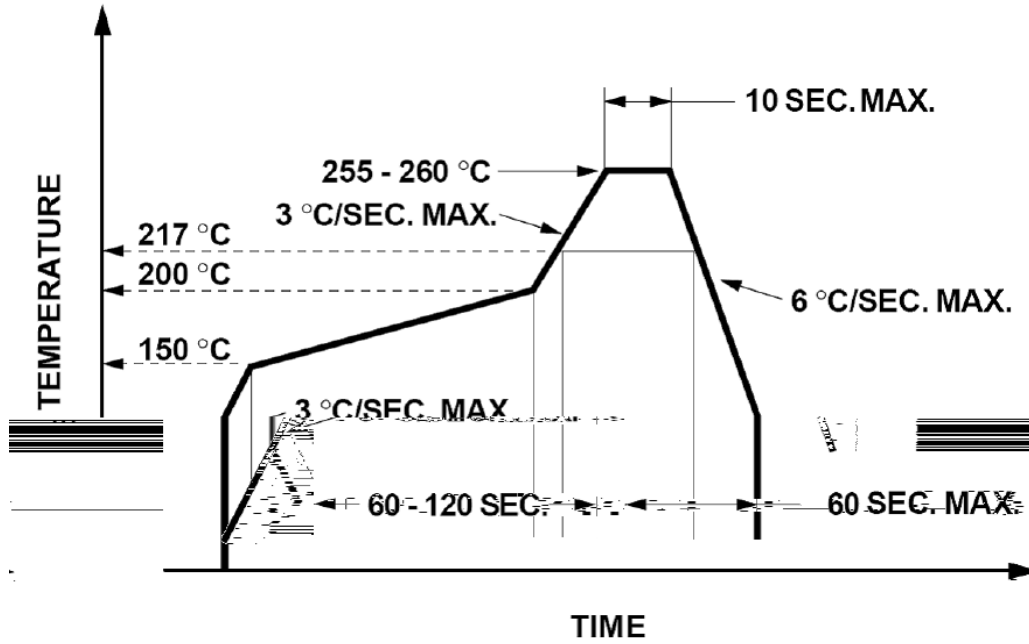
### Carrier Tape Specifications (Loaded Quantity: 2300pcs/reel)

ITEM	W	A0	A1	B0	B1	K0	E	F	D0	D1	P0	P1	P2	T
DIM	12.00	3.85	1.85	4.40	3.70	3.65	1.75	5.50	1.50	1.60	4.00	8.00	2.00	0.30
TOL	+0.30 -0.30	+0.10 -0.10	+0.10 -0.10	+0.10 -0.10	+0.10 -0.10	+0.10 -0.10	+0.10 -0.10	+0.10 -0.10	+0.10 -0.10	+0.10 -0.10	+0.10 -0.10	+0.10 -0.10	+0.10 -0.10	+0.05 -0.05





## Suggest IR Reflow Condition For Lead Free



Soldering iron

°C

Repairing

