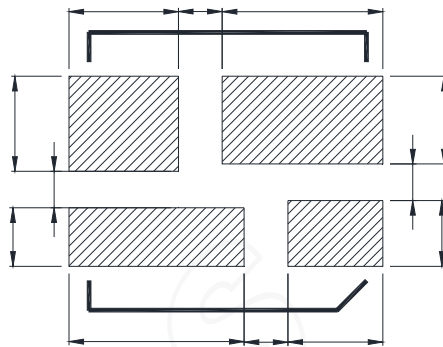




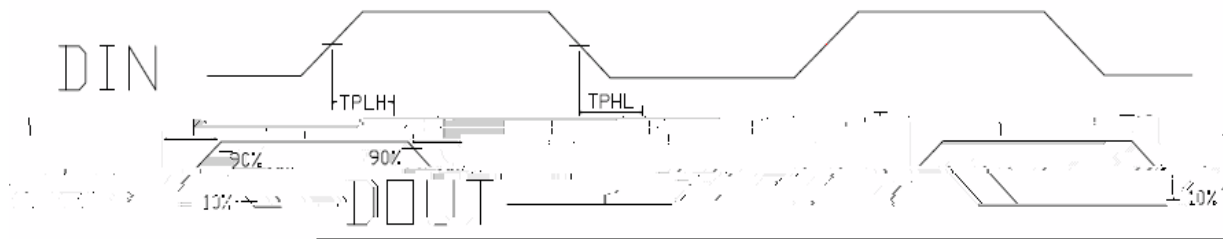


1	DIN		
2	VDD		
3	DOUT		
4	GND		






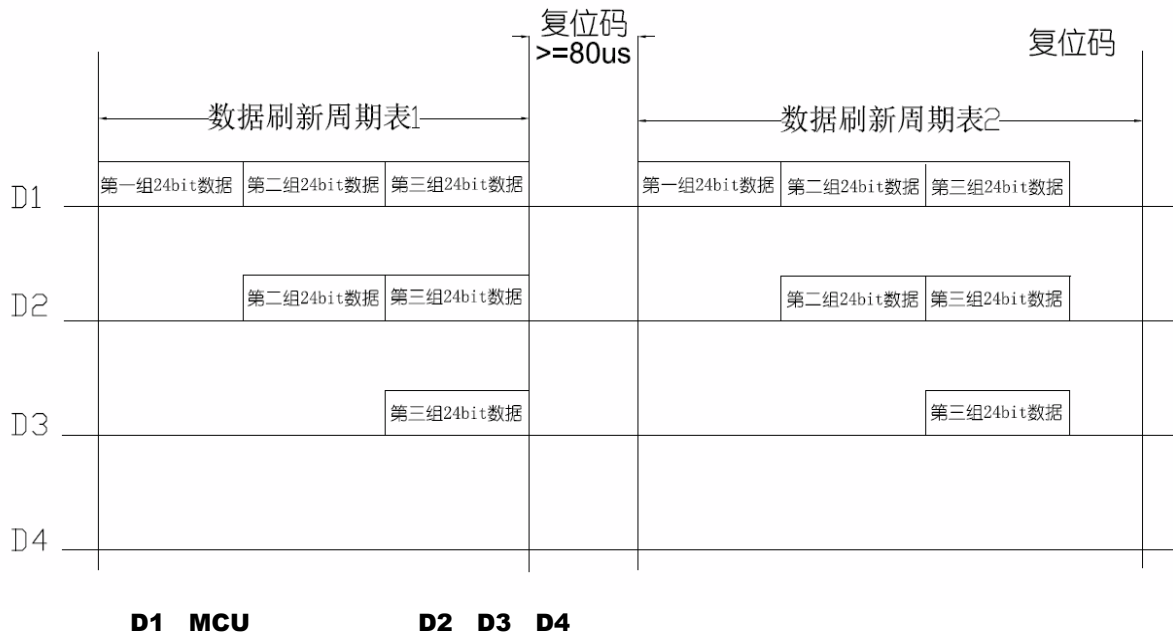
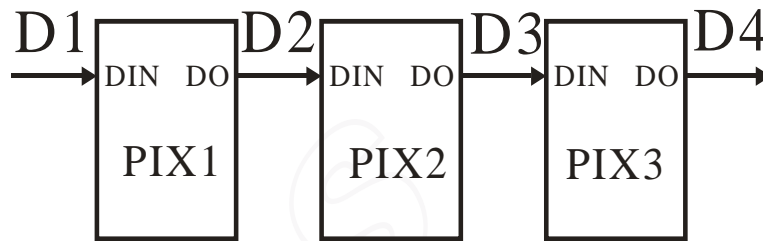
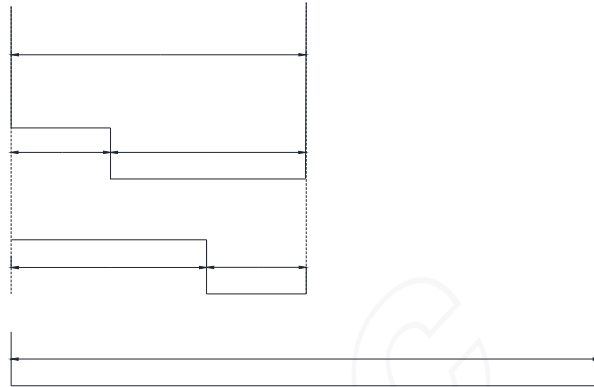


	fDIN	---	800	---	KHZ	67% 1
DOUT	T <sub>PLH</sub>	---	---	500	ns	DIN→DOUT
	T <sub>PHL</sub>	---	---	500	ns	
I <sub>out</sub>	T <sub>r</sub>	---	100	---	ns	V <sub>DS</sub> =1.5V I <sub>OUT</sub> =13mA I <sub>out</sub> =5mA
	T <sub>f</sub>	---	100	---	ns	



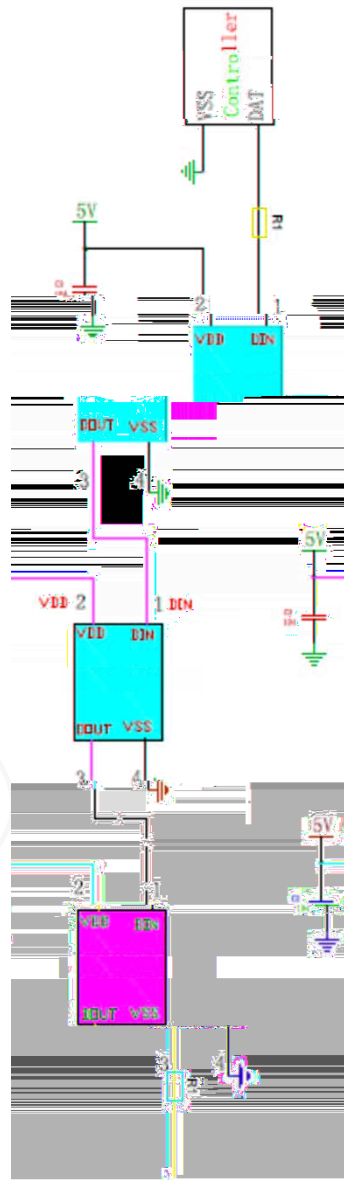
		Min.		Max.	
T		1.20	--	--	µs
T0H	0	0.2	0.3	0.4	µs
T0L	0	0.8	--	--	µs
T1H	1	0.58	0.64	1.0	µs
T1L	1	0.2	--	--	µs
Trst	Reset	>80	--	--	µs

1. 
2. 
3. "0" "1"  20µs.



G7	G6	G5	G4	G3	G2	G1	G0	R7	R6	R5	R4
R3	R2	R1	R0	B7	B6	B5	B4	B3	B2	B1	B0

**GRB** (G7 → G6 →.....B0)



**IC**

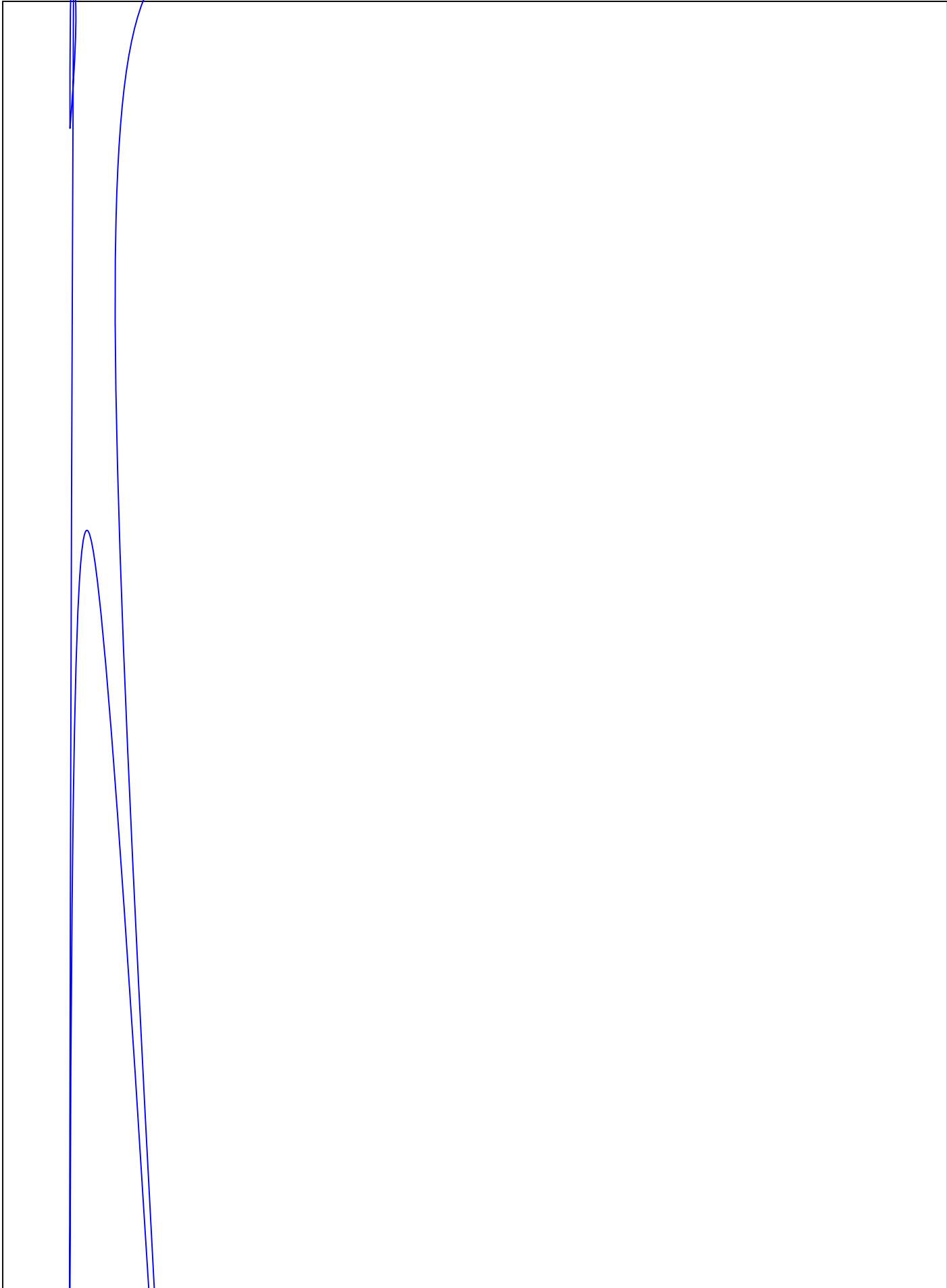
**IC**

**R1**

**500**

**LIGHT**

**LIGHT ELECTRONICS CO., LTD.**








1		100 5 C ~ -40 C 5 C 30min~30min 300cycles	MIL-STD-202G	0/22
2		Ta= +100	JEITA ED-4701 200 201	0/22
3		Ta= -40	JEITA ED-4701 200 202	0/22
4		Ta=60	JEITA ED-4701 100 103	0/22
5		~25 ~100 ~25 30min~5min~30min~5min 100 cycles	JEITA ED-4701 100 105	0/22
6		Tsld = 260 C, 10sec. 3 times	JEITA ED-4701 300 301	0/22
7		25 C, IF: Typical current , 1000hrs	JESD22-A 108D	0/22

	IV	DC=5V,	X0.7	---
	---	DC=5V,		

LIGHT

**LIGHT ELECTRONICS CO., LTD.**



**TOP SMD**                      **LED SMT**  
   **<30**

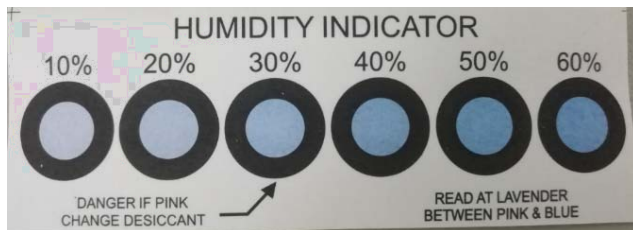
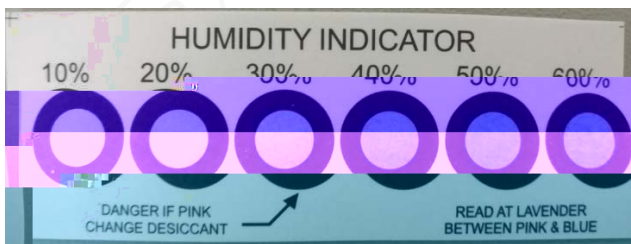
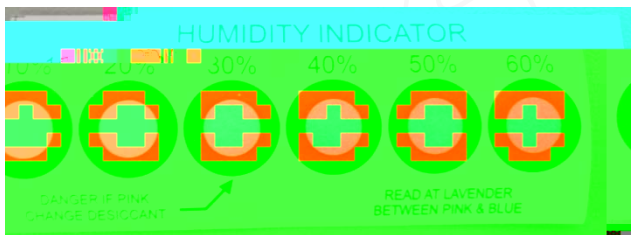
## 0.5H

**PCB**

**PCB SMT**

### TOP SMD LED

- a.**                      **10%**                                      **LED**
- b.**                      **10% 20%**
- c.**                      **10% 20% 30%**



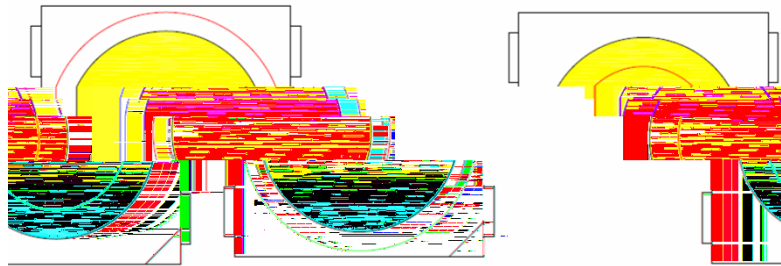
**LIGHT**

**LIGHT ELECTRONICS CO., LTD.**



x	p	
	i	
	x	
i	x	
p		

. SMT



.



PCB

LED

0.5T  
LEDs

PCB

PCB



. LED LED PCB LED  
. LED LED  
. 60  
. IC LED  
. IC  
. IC LED LED  
. LED  
. LED  
LED LED  
LED