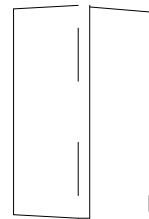
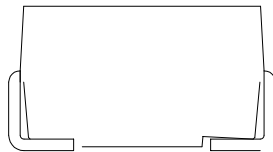


Features

- Pb free product—RoHS compliant
- Low power consumption, High efficiency
- Reliable and rugged
- Long life – solid state reliability
- Viewing angle: 120°

Package Dimension




| Part NO. | Lens Color | Source Color |
|------------------------|-------------|---------------------|
| SL-T3528IRURPC010-L180 | Water Clear | Infrared/Red/Purple |

Notes:



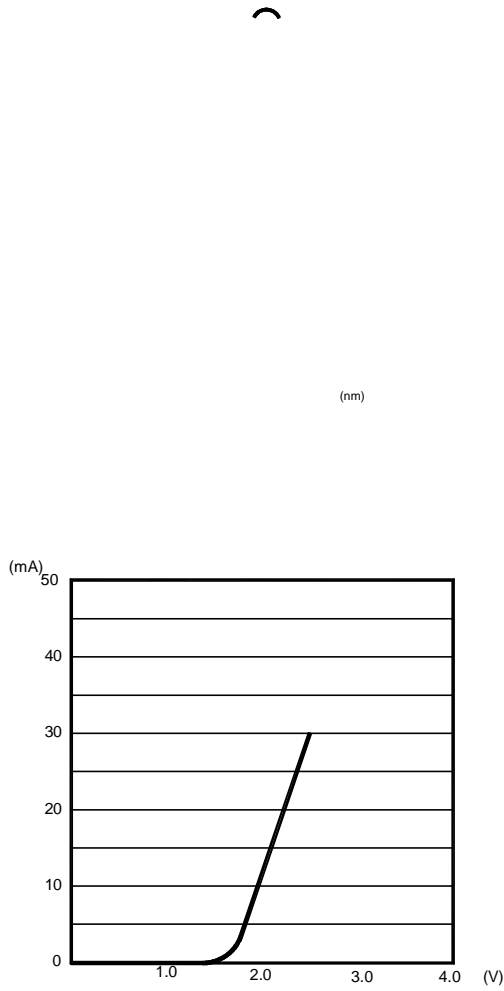
1. All dimensions are in millimeters.
2. Tolerance is ± 0.10 mm unless otherwise noted.
3. Specifications are subject to change without notice.


Electrical Optical Characteristics at Ta=25°C

| Parameter | Symbol | Color | Min. | Typ. | Max. | Unit | Test Condition |
|--------------------------|------------------|----------|------|------|------|-------|----------------------|
| Radiant Intensity | I _e | Infrared | 1.0 | 2.0 | --- | mW/sr | I _F =10mA |
| Luminous Intensity | I _v | Red | 200 | 330 | --- | mcd | I _F =10mA |
| | | Purple | 10 | 22 | --- | mcd | I _F =10mA |
| Viewing Angle | 2 _{1/2} | --- | --- | 120 | --- | Deg. | (Note 2) |
| Peak Emission Wavelength | p | Infrared | --- | 850 | --- | nm | I _F =10mA |
| | | Red | --- | 635 | --- | nm | I _F =10mA |




Typical Electrical / Optical Characteristics Curves for Red (25°C Ambient Temperature Unless Otherwise Noted)






Label Explanation

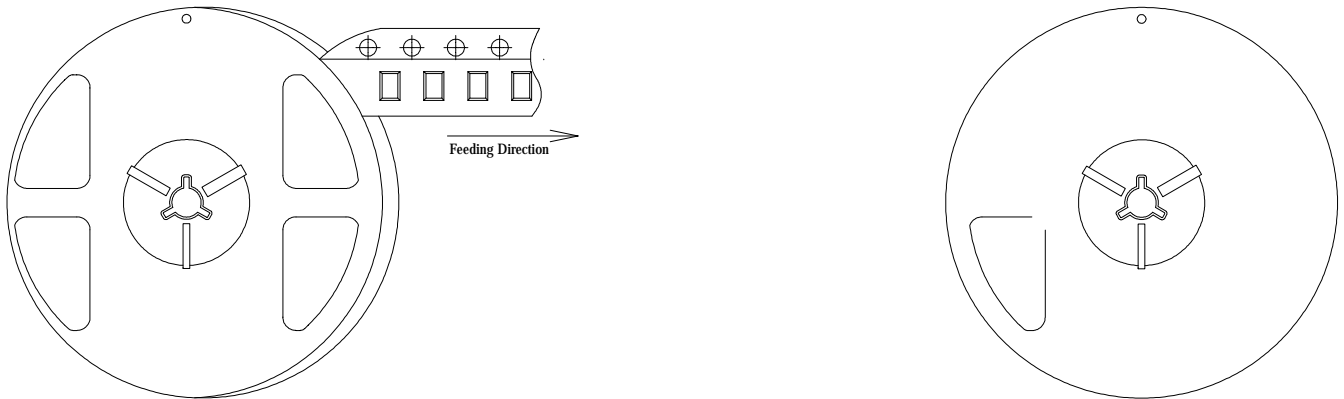
LIGHT Universal Label

| | | |
|-----------------------------|--|-------------|
| LIGHT | | RoHS |
| Light Electronics CO., LTD. | | |
| MODEL NAME: _____ |  LOT NO. : _____ | |
| QUANTITY: _____ | | |
| BIN: _____ | | |
| PACKING DATE: _____ | | |
| REMARKS: _____ | | |

Customer Defined Label

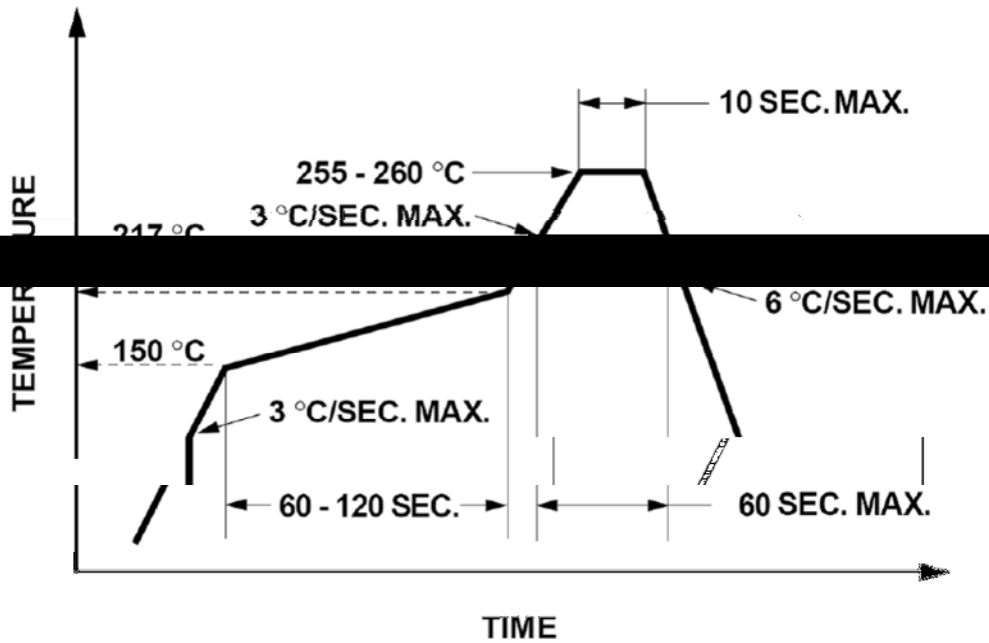
| | | |
|-----------------------------|--|-------------|
| LIGHT | | RoHS |
| Light Electronics CO., LTD. | | |
| MODEL NAME: _____ |  LOT NO. : _____ | |
| QUANTITY: _____ | | |
| BIN: _____ | | |
| PACKING DATE: _____ | | |
| CUSTOMER P/N: _____ | | |

Reel Dimensions



Note: Tolerance unless mentioned is $\pm 0.2\text{mm}$; Unit = mm

Guidelines for Soldering and Reflow



1. Reflow soldering should not be done more than two times.
2. When soldering, do not put stress on the LEDs during heating.

Soldering iron

1. When hand soldering, the temperature of the iron must less than 300°C for 3 seconds.
2. The hand solder should be done only once.

Repairing

Repair should not be done after the LEDs have been soldered. When repairing is unavoidable, a double-head soldering iron should be used (as below figure). It should be confirmed beforehand whether the characteristics of LEDs will or will not be damaged by repairing.

