

LIGHT



—
—
—

--	--	--	--

LIGHT



Condition for is IFP pulse: Pulse Width 0.1ms and duty 1/10.

--	--	--	--

LIGHT



Viewing Angle	2					
Peak Emission Wavelength	p	---	630	---	nm	I
Dominant Wavelength	d	619	---	629	nm	I

The dominant wavelength, d is derived from the CIE chromaticity diagram and represents the

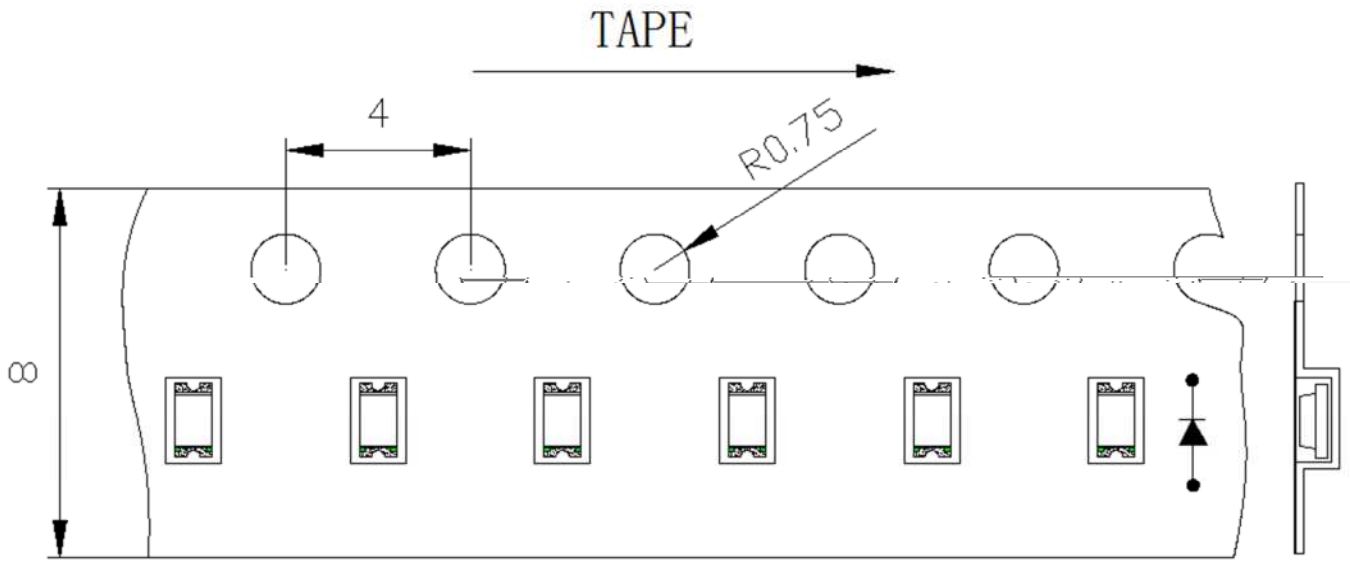
--	--	--	--

Label Explanation

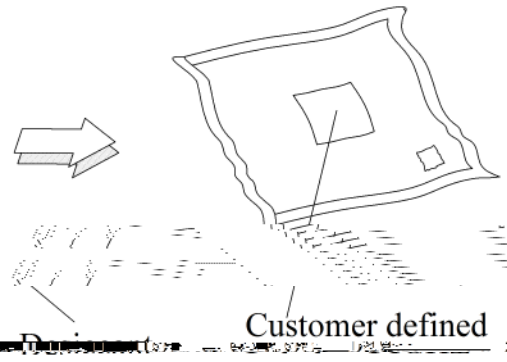
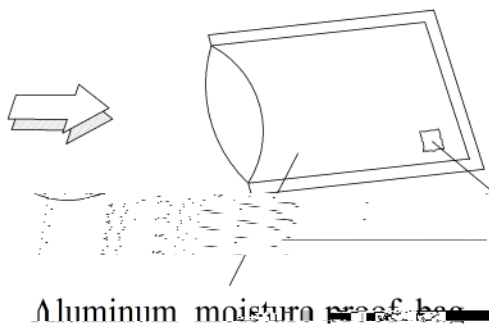
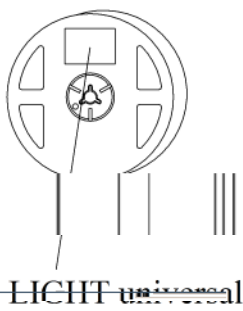
LIGHT 深圳莱特光电股份有限公司 Light Electronics CO., LTD.	 LOT NO. :
TYPE NO. : _____	
QUANTITY : _____	
BIN : _____	
DATE CODE : _____	
REMARKS : _____	

Reel Dimensions

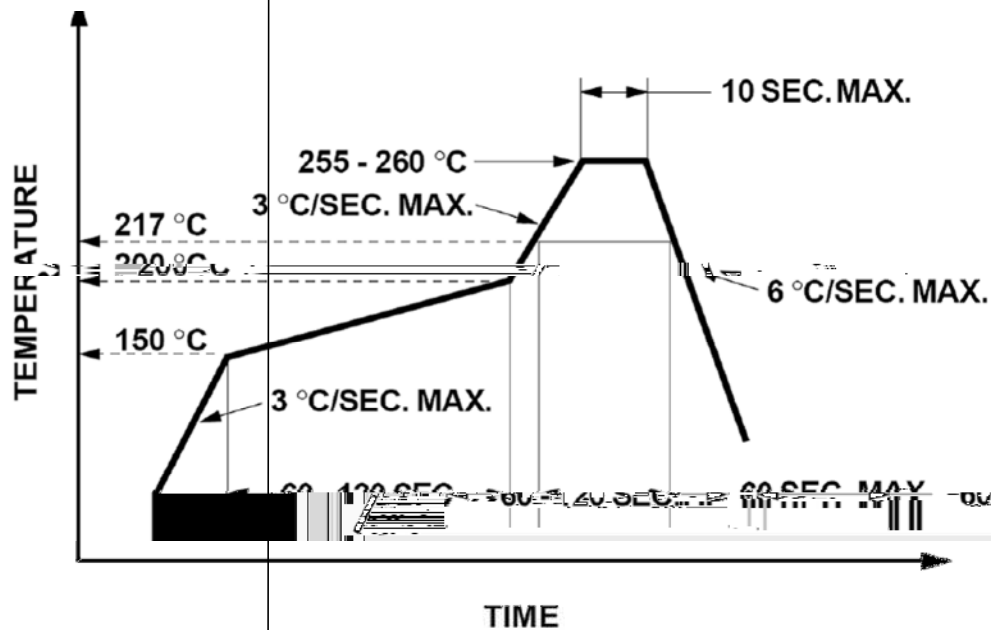
Carrier Tape Specifications (Loaded Quantity: 4000 pcs/roll)



Moisture Resistant Packaging



Suggest IR Reflow Condition For Lead Free



1. Reflow soldering should not be done more than two times.
2. When soldering, do not put stress on the LEDs during heating.

Soldering iron

1. When hand soldering, the temperature of the iron must less than 300 °C for 3 seconds.
2. The hand solder should be done only once.

Repairing

Repair should not be done after the LEDs have been soldered. When repairing is unavoidable, a double-head soldering iron should be used (as below figure). It should be confirmed beforehand whether the characteristics of LEDs will or will not be damaged by repairing.

