

LG-ITR2C-191312

DATA SHEET

SPEC.NO. : SZ21101102
DATE : 2021/10/11
REV. : A/0

Approved By:

Checked By:

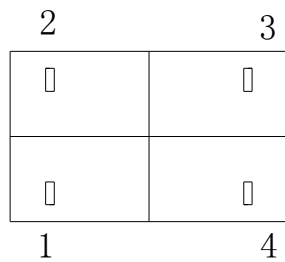
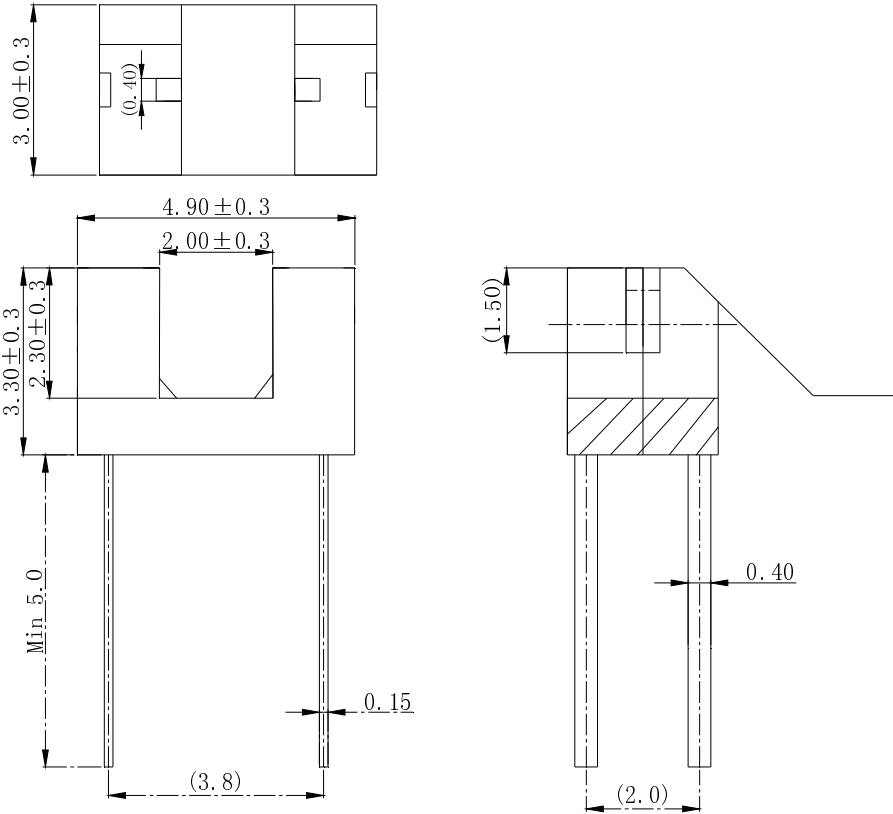
Prepared By:



LIGHT

LIGHT ELECTRONICS CO., LTD.

■ Package Dimensions



- 1: Cathode
- 2: Anode
- 3: Collector
- 4: Emitter

Notes:

- 1.
- 2.
- 3.

■ Absolute Maximum Ratings (Ta=25°C)

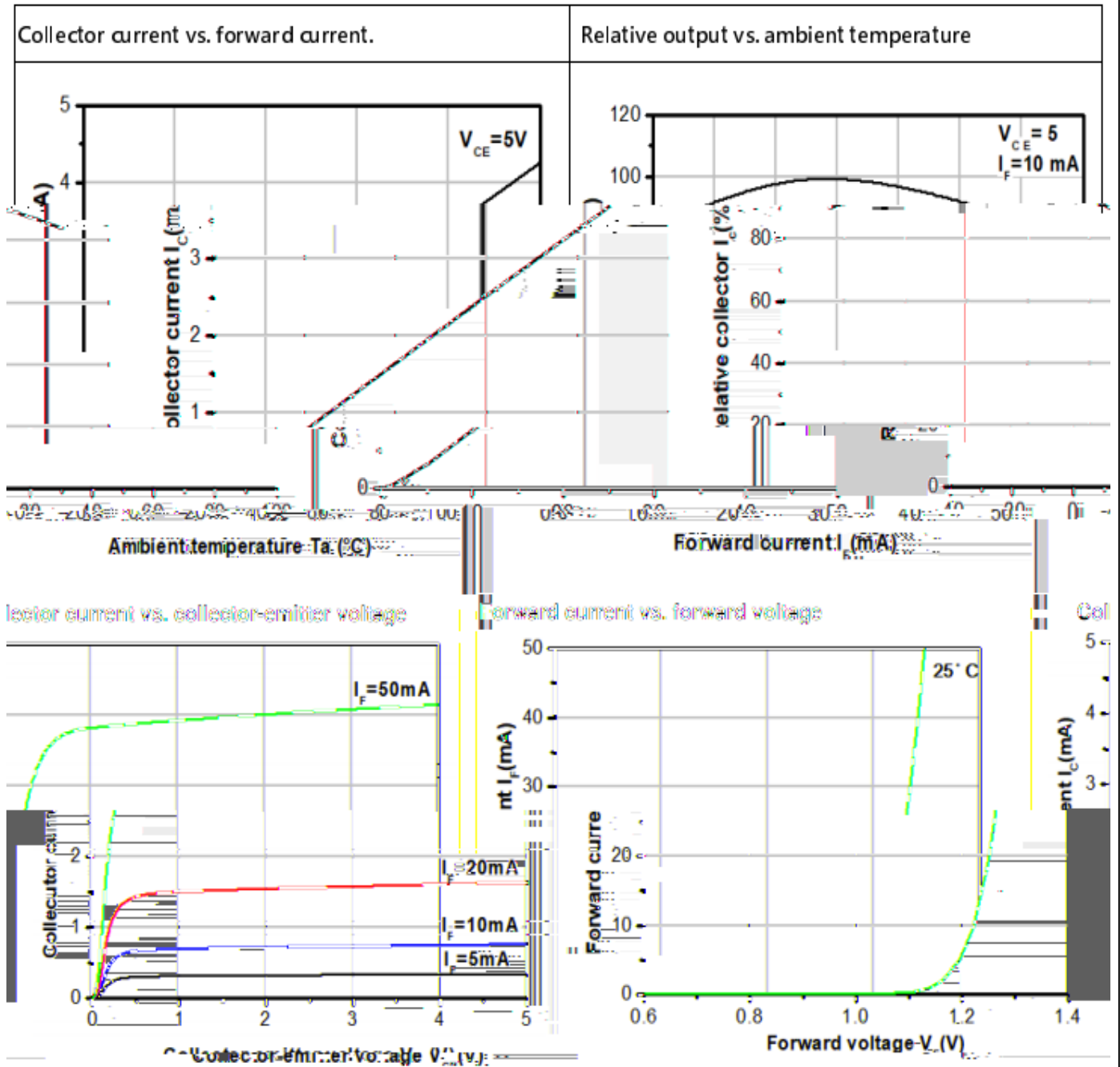
| Parameter | | Symbol Ratings | Unit | |
|--|---|----------------|---------|----|
| Input | Power Dissipation at(or below) 25°C Free Air Temperature | Pd | 75 | mW |
| | Reverse Voltage | VR | 5 | V |
| | Forward Current | IF | 30 | mA |
| | Peak Forward Current (*1) Pulse width ≤ 100μs, Duty cycle=1% | IFP | 300 | mA |
| | Collector Power Dissipation | PC | 75 | mW |
| Output | Collector Current | IC | 20 | mA |
| | Collector-Emitter Voltage | B VCEO | 70 | V |
| | Emitter-Collector Voltage | B VECO | 7 | V |
| | Operating Temperature | Topr | -20~+65 | °C |
| Storage Temperature | | Tstg | -30~+70 | °C |
| Lead Soldering Temperature (*2) (1/16 inch form body for 5 seconds) | | Tsol | 260 | °C |

(*1) $t_w=100 \mu\text{sec.}$, $T=10 \text{ msec.}$ (*2) $t=5 \text{ Sec}$

■ Electro-Optical Characteristics (Ta=25°C)

| Parameter | | Symbol | Min. | Typ. | Max. | Unit | Conditions |
|--------------------------|------------------------|----------|------|------|------|------|---------------------------|
| Input | Forward Voltage | VF | --- | 1.2 | 1.6 | V | IF=20mA |
| | Reverse Current | IR | --- | --- | 10 | μA | VR=5V |
| | Peak Wavelength | P | --- | 940 | --- | nm | IF=20mA |
| Output | Dark C urrent | ICEO | --- | --- | 100 | nA | VCE=20V, Ee=0mW / cm2 |
| | C-E Saturation Voltage | VCE(sat) | --- | --- | 0.4 | V | IC=2mA, Ee=1mW/cm2 |
| Transfer Characteristics | Collect Current | IC(ON) | 0.15 | --- | --- | mA | VCE=5V IF=20mA |
| | Rise time | tr | --- | 15 | --- | μsec | VCE=5V IC=1mA RL=1K |
| | Fall time | tf | --- | 15 | --- | μsec | |

Typical Electrical/Optical/Characteristics Curves



Typical Electrical/Optical/Characteristics Curves

