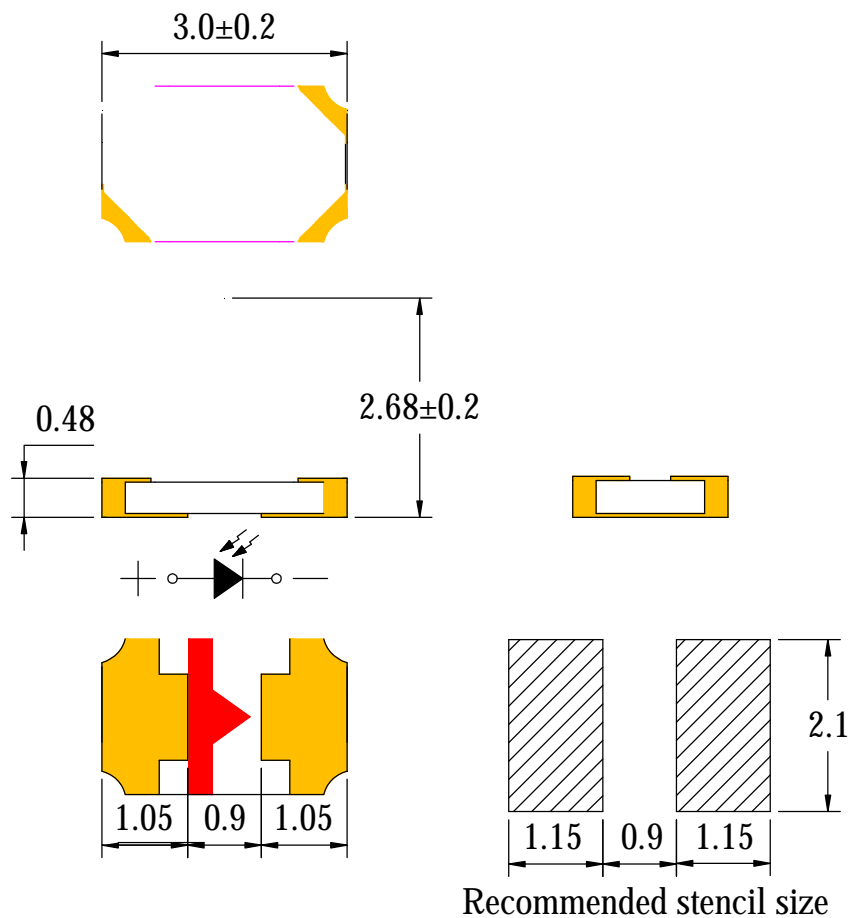




## Features

- Pb free product—RoHS compliant
- High Photo Sensitivity
- Reliable and rugged
- Long life – solid state reliability
- Sensitivity angle: 85°

## Package Dimension



Part NO.	Chip Material	Lens Color
SL-T3020PDB020-L268-F-S	Silicon	Black

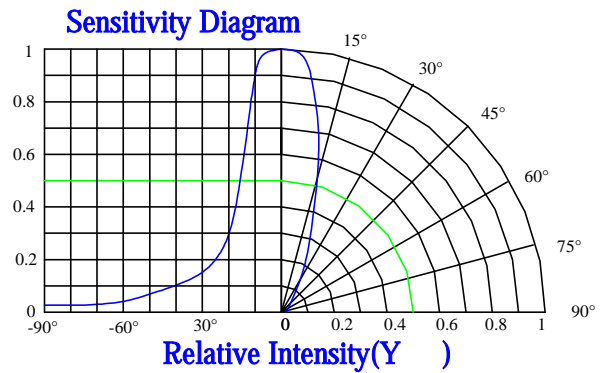
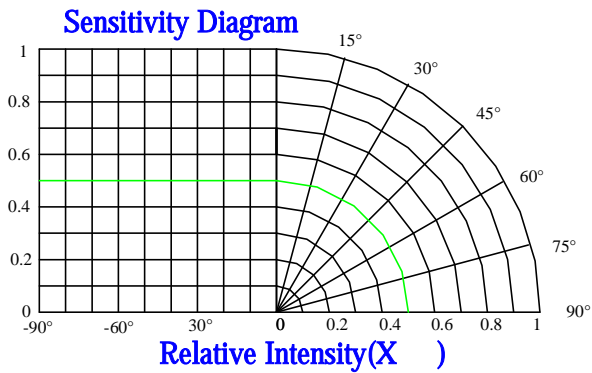
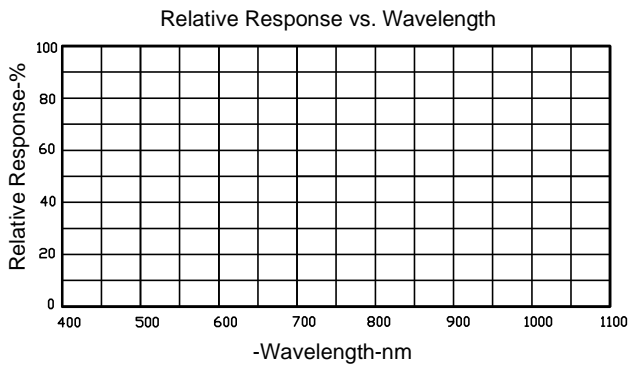
### Notes:

1. All dimensions are in millimeters.
2. Tolerance is  $\pm 0.10$ mm unless otherwise noted.
3. Specifications are subject to change without notice.





**Typical Electrical / Optical Characteristics Curves**  
**(25 Ambient Temperature Unless Otherwise Noted)**



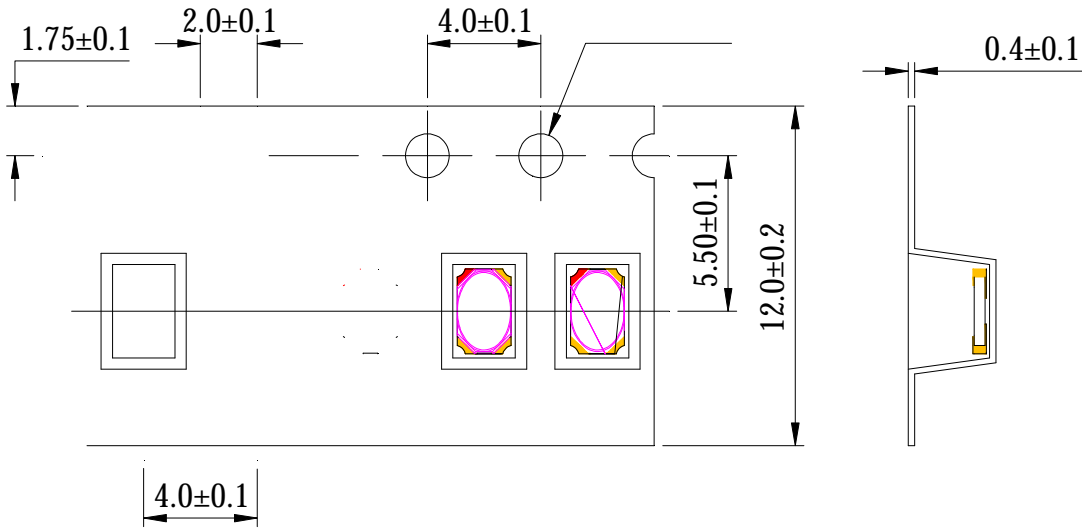
**Reverse Light Current( $I_L$ ) Bin Code ( $V_R=5V$ ,  $E_e=1mW/cm^2$ )**

BIN CODE	Min.( $\mu A$ )	Max.( $\mu A$ )
26	9.2	11
27	11	13
28	13	15.5
...	...	...

**NOTE:** The  $I_L$  guarantee should be added  $\pm 15\%$  tolerance.

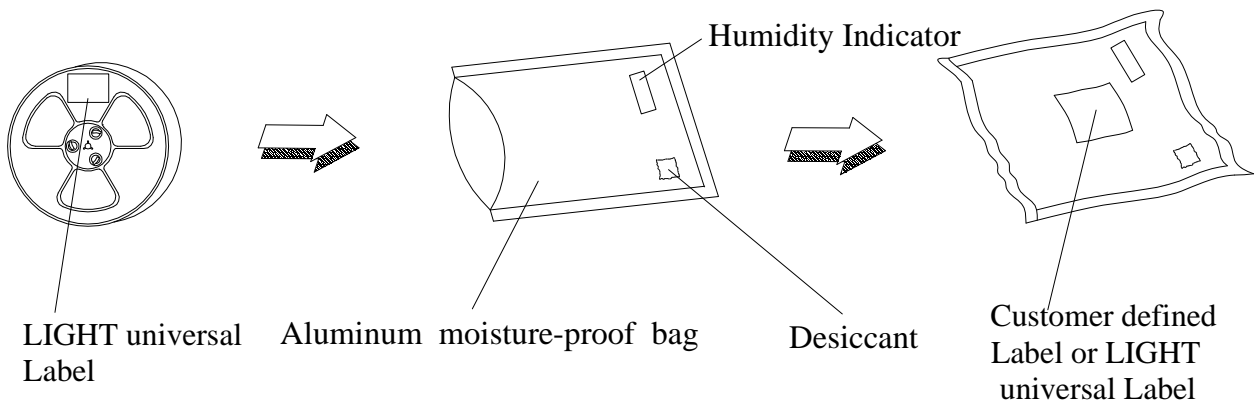


## Carrier Tape Specifications (Loaded Quantity: 5000pcs/reel)



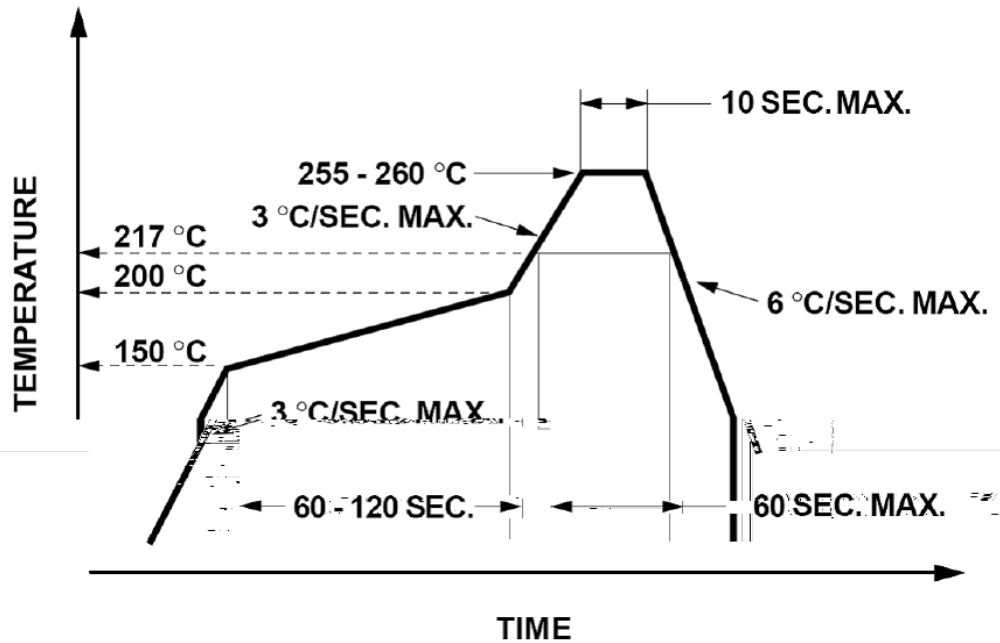
**Note:** Tolerance unless mentioned is  $\pm 0.1$  mm; Unit = mm

## Moisture Resistant Packaging





## Suggest IR Reflow Condition For Lead Free



1. Reflow soldering should not be done more than two times.
2. When soldering, do not put stress on the LEDs during heating.

## Soldering iron

1. When hand soldering, the temperature of the iron must less than 300 °C for 3 seconds.
2. The hand solder should be done only once.

## Repairing

Repair should not be done after the LEDs have been soldered. When repairing is unavoidable, a double-head soldering iron should be used (as below figure). It should be confirmed beforehand whether the characteristics of LEDs will or will not be damaged by repairing.

